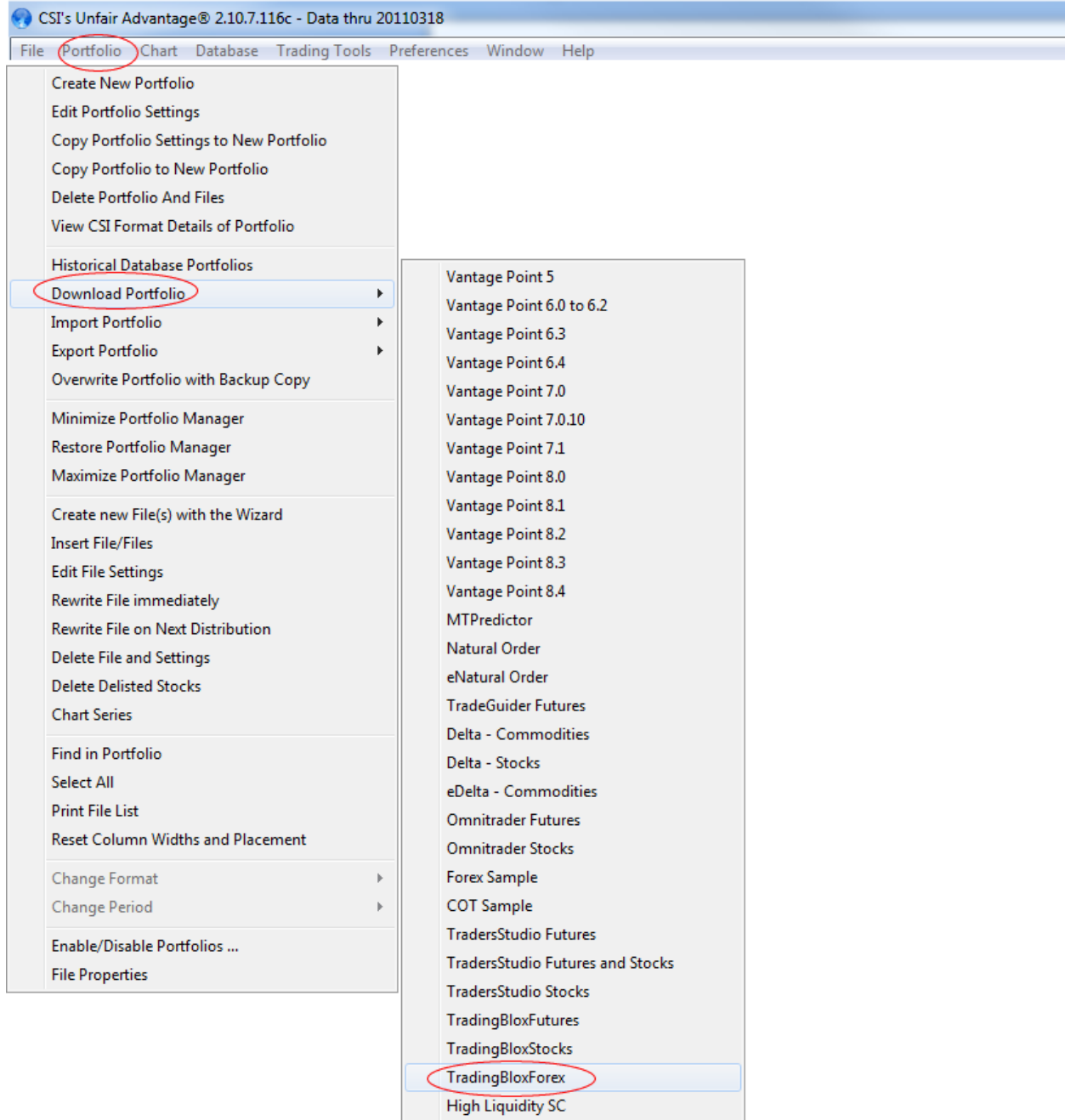
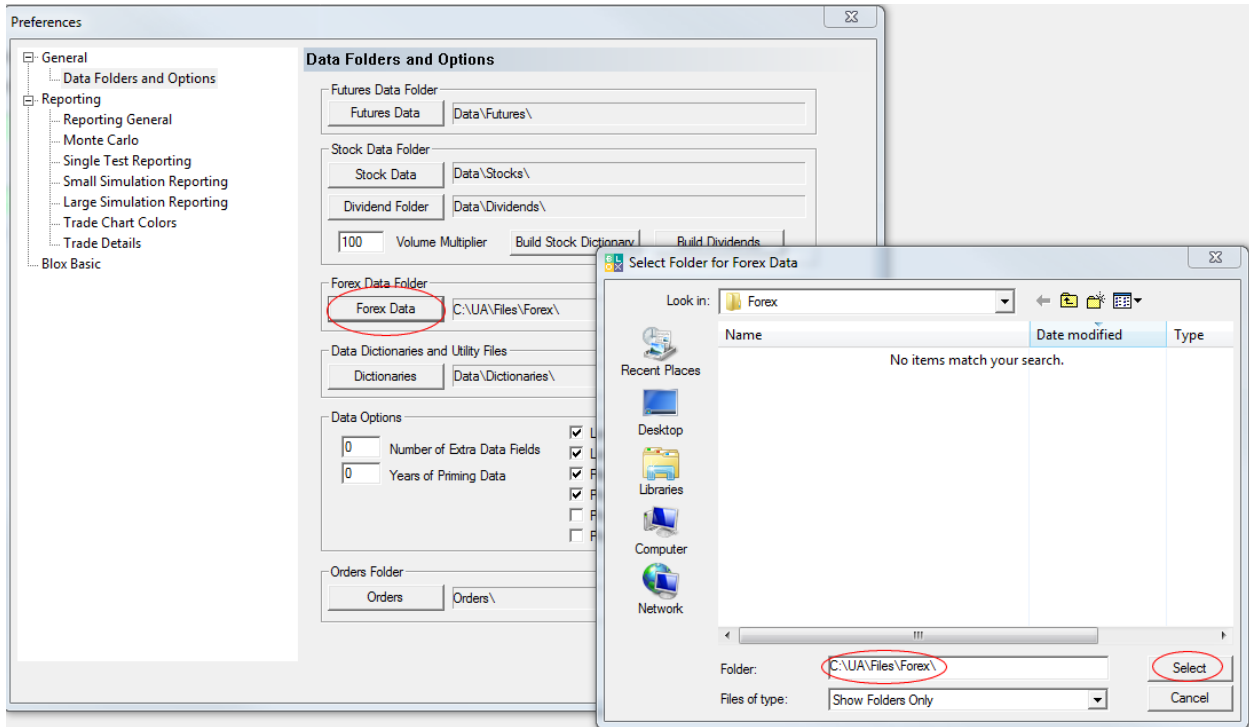


Setting up the Forex Data files to work with CSI is similar to the Futures and Stock setup process.

To create a new Forex Data folder in CSI UA, use the Portfolio/Download Portfolio/TradingBloxForex menu item:



In Trading Blox Preferences, set the Forex Data Folder to the "C:\UA\Files\Forex" data folder.



If you want to be able to compute the carry cost of forex trades, then copy all the Rates files from the default Trading Blox Forex Data Folder (C:\Trading Blox\Data\Forex) to the new UA Forex data folder (C:\UA\Files\Forex). Note that these files need to be updated manually as required.

Name	Date modified	Type	Size
AD40000\$.TXT	6/13/2011 2:43 PM	Text Document	201 KB
AD60000\$.TXT	6/13/2011 2:43 PM	Text Document	201 KB
AD70000\$.TXT	6/13/2011 2:43 PM	Text Document	201 KB
DR^0000\$.TXT	6/13/2011 2:43 PM	Text Document	201 KB
DR90000\$.TXT	6/13/2011 2:43 PM	Text Document	201 KB
EU10000\$.TXT	6/13/2011 2:43 PM	Text Document	201 KB
EU20000\$.TXT	6/13/2011 2:43 PM	Text Document	201 KB
EU50000\$.TXT	6/13/2011 2:43 PM	Text Document	201 KB
EU60000\$.TXT	6/13/2011 2:43 PM	Text Document	201 KB
EU70000\$.TXT	6/13/2011 2:43 PM	Text Document	201 KB
EU90000\$.TXT	6/13/2011 2:43 PM	Text Document	201 KB
QEJ0000\$.TXT	6/13/2011 2:43 PM	Text Document	201 KB
QE20000\$.TXT	6/13/2011 2:43 PM	Text Document	201 KB
QE90000\$.TXT	6/13/2011 2:43 PM	Text Document	201 KB
QF40000\$.TXT	6/13/2011 2:43 PM	Text Document	201 KB
ZAR_Rates.txt	4/6/2011 6:18 PM	Text Document	2 KB
XAU_Rates.txt	4/6/2011 6:18 PM	Text Document	1 KB
XAG_Rates.txt	4/6/2011 6:17 PM	Text Document	1 KB
USD_Rates.txt	4/6/2011 6:17 PM	Text Document	11 KB
TWD_Rates.txt	4/6/2011 6:16 PM	Text Document	1 KB
TRY_Rates.txt	4/6/2011 6:16 PM	Text Document	1 KB
THB_Rates.txt	4/6/2011 6:15 PM	Text Document	1 KB
SGD_Rates.txt	4/6/2011 6:15 PM	Text Document	1 KB
SEK_Rates.txt	4/6/2011 6:14 PM	Text Document	2 KB
SAR_Rates.txt	4/6/2011 6:14 PM	Text Document	1 KB
PLN_Rates.txt	4/6/2011 6:13 PM	Text Document	1 KB
NZD_Rates.txt	4/6/2011 6:13 PM	Text Document	2 KB
NOK_Rates.txt	4/6/2011 6:12 PM	Text Document	2 KB
MXN_Rates.txt	4/6/2011 6:12 PM	Text Document	1 KB
JPY_Rates.txt	4/6/2011 6:11 PM	Text Document	10 KB
INR_Rates.txt	4/6/2011 6:10 PM	Text Document	1 KB
HUF_Rates.txt	4/6/2011 6:10 PM	Text Document	1 KB
HKD_Rates.txt	4/6/2011 6:09 PM	Text Document	1 KB
GBP_Rates.txt	4/6/2011 6:08 PM	Text Document	8 KB
EUR_Rates.txt	4/6/2011 6:07 PM	Text Document	8 KB
DKK_Rates.txt	4/6/2011 6:07 PM	Text Document	1 KB
CZK_Rates.txt	4/6/2011 6:06 PM	Text Document	1 KB
CNY_Rates.txt	4/6/2011 6:05 PM	Text Document	1 KB
CAD_Rates.txt	4/6/2011 6:05 PM	Text Document	12 KB
CHF_Rates.txt	4/6/2011 6:04 PM	Text Document	8 KB
AUD_Rates.txt	4/6/2011 6:02 PM	Text Document	5 KB

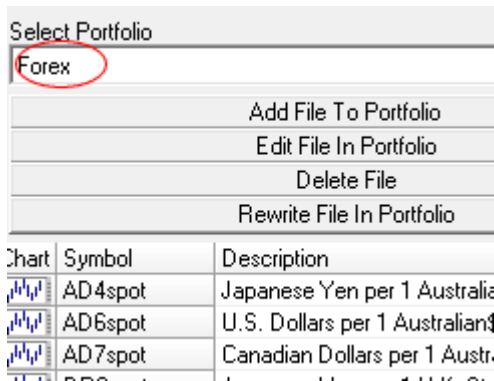
To add a new Forex market to Trading Blox, first add the market to the CSI Forex Portfolio Using Unfair Advantage.

Once the market is added to the forex portfolio in CSI UA and the data file has been created, add the market to the Trading Blox Forex Dictionary.

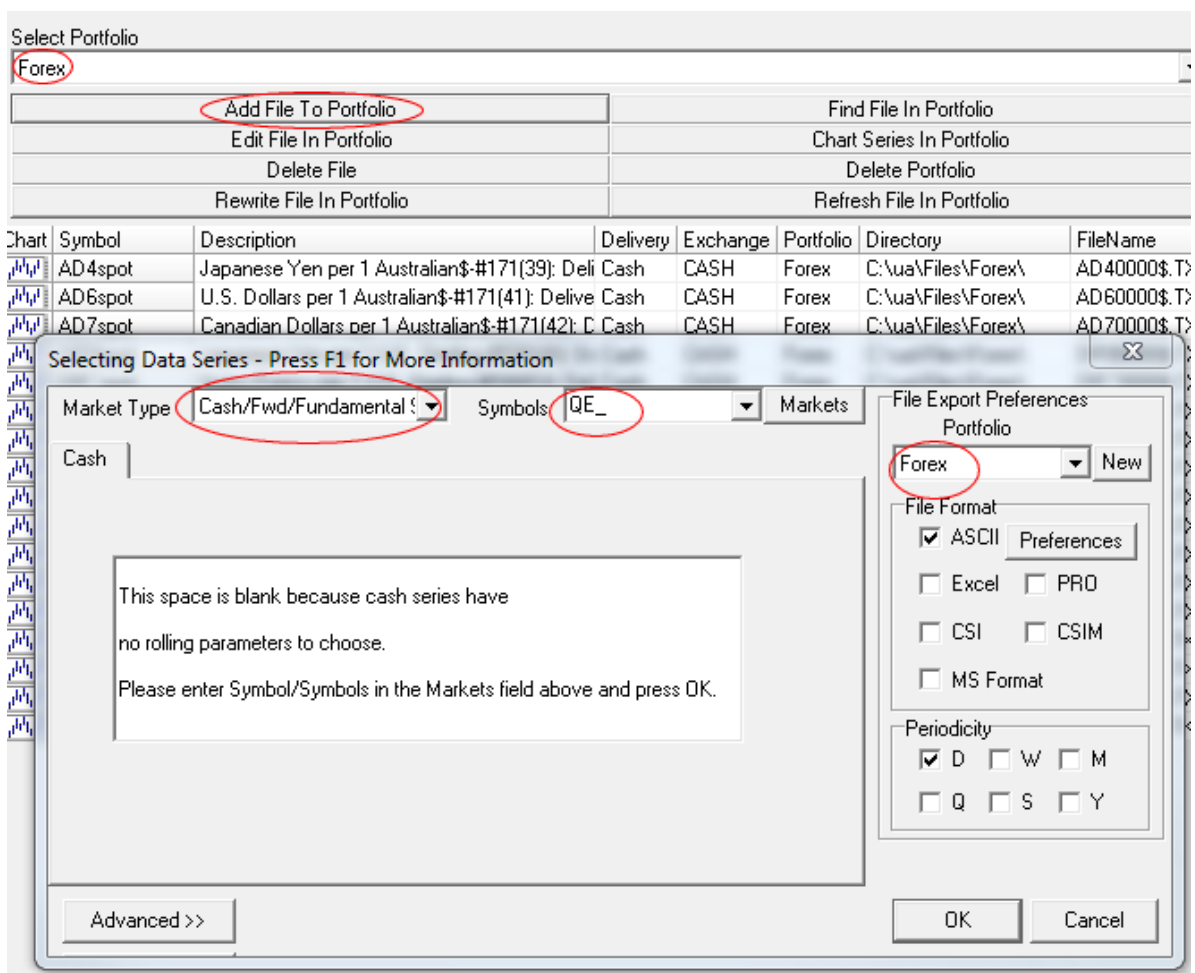
Create or update the Rates files for each currency as necessary.

Now the market will be available to add to a Trading Blox Portfolio and use for testing.

Now use the Factsheet to determine the symbol of the market you want to add. If you are adding the South African Rand, for instance, the symbol would be "QE_".



Use the Add File to Portfolio button to add the symbol QE_ to the Forex portfolio. When it asks to build the files, say yes.



In Trading Blox, use the Forex Dictionary to add this new market.

Press the New Market button to create a blank market.

Enter the Symbol of USDZAR.

Press the File Name button and select the QE_0000\$.TXT file using the windows explorer browser.

Press OK to save your changes.

Forex Dictionary Editor

Symbol	Description	Format	File/Symbol	Pip Size	Spri
AUDUSD	Australian Dollar / U.S. Dollar	ASCII	AD60000\$.TXT	0.000100	
CADUSD	U.S. Dollar / Canadian Dollar	ASCII	QE20000\$.TXT	0.000100	
EURAUD	Euro Currency / Australian Dollar	ASCII	EU10000\$.TXT	0.000100	
EURCAD	Euro Currency / Canadian Dollar	ASCII	EU20000\$.TXT	0.000100	
EURCHF	Euro Currency / Swiss Franc	ASCII	EU60000\$.TXT	0.000100	
EURGBP	Euro Currency / British Pound	ASCII	EU70000\$.TXT	0.000100	
EURJPY	Euro Currency / Japanese Yen	ASCII	EU50000\$.TXT	0.010000	
EURUSD	Euro / U.S. Dollar	ASCII	EURUSD-15.csv	0.000100	
GBPCHF	British Pound / Swiss Franc	ASCII	DR^0000\$.TXT	0.000100	
GBPJPY	British Pound / Japanese Yen	ASCII	DR90000\$.TXT	0.010000	
GBPUSD	U.S. Dollar / British Pound	ASCII	EU10000\$.TXT	0.000100	
USDCHF	U.S. Dollar / Swiss Franc	ASCII	QE^0000\$.TXT	0.000100	
USDJPY	U.S. Dollar / Japanese Yen	ASCII	QE90000\$.TXT	0.010000	
USDMYR	US Dollar / Malaysian Ringgit	ASCII	QE10000\$.TXT	0.000100	
USDZAR	US Dollar / South African Rand	ASCII	QE_0000\$.TXT	0.000100	

Symbol: Pip Size: OK

Broker Symbol: Spread in Pips: Cancel

Description:

Format: ASCII Text Format MetaStock Format

Global Forex Option: Reverse conversion